



Volume 26 Issue 6

June 2015

SILICON VALLEY COMPUTER GENEALOGY GROUP

PastFinder

Archiving photos

By Janet Brigham

Some months ago, we took a helicopter ride over a volcano on Hawaii's Big Island. We hadn't planned for the ride when we packed for the trip, so my smartphone was the only camera we brought.

It was enough — a bigger camera would've been too much. Any deficits in photo quality were from the bumpy ride related to an impending storm.

When we signed up for the ride, we were told that iPads and other tablet devices were not allowed on the flight. I asked why; the answer was that with six adults squeezed into the helicopter seats, taking photos with an iPad was awkward and blocked others' view.

Who'dathunk, when the iPad was invented, that it would be banned from a helicopter ride for being too big?

Photos are everywhere, particularly with the proliferation of mobile devices now equipped with cameras, some of them excellent. An estimated 123 photos were anticipated to be taken in 2014 for every living person on earth, for a total of some 880 billion photos.

We capture photos with our cell phones. We share them online. People email them to us. We have uncounted numbers of them on digital cameras, not to mention the legacy photos that seem to show up whenever we open a family book or a folder of genealogy documents. Or an old shoebox.

If we think about archiving all of this digital information, we can feel bombarded, almost buried in a barrage of images demanding attention, like Harry Potter's magic-driven flood of invitations to Hogwarts wizardry school after his evil step-parents destroyed the initial invitation.

Or perhaps we feel like the hapless apprentice confronted with a literal flood in "The Sorcerer's Apprentice" (whether you prefer the 1797 Goethe poem, Paul Dukas's 1896-1897 symphonic poem, or Disney's 1940/2000



View from a helicopter of Hawaii's Big Island, as we headed toward both volcanic and storm activity. Taken with iPhone and wide-angle lens by the author, who was mildly queasy; January 2014.

animated *Fantasia* version featuring Mickey Mouse — all tell the same tale).

The Family Curator, a nickname for genealogist Denise Levenick (www.thefamilycurator.com), is addressing this problem. In a new book about archiving family photos, she asks the question *Do You Know Where Your Photos Are?* She includes new photos, old photos, research images, and work-related images.

She recommends setting up one master location for digital images of photos, such as an external drive (she dubs it a Photo Library) that's always attached to a desktop computer. She also has an Image Vault, another external drive that backs up the Photo Library.

She also keeps an external drive in a fireproof safe. She uses this drive for a

(Continued on page 2)

Outside and Inside

- Archiving photos (above)
- Whadya think this is? (page 2)
- Ask the Doctor: Books, books (page 3)
- Calendar wars (page 4)
- How I Found It: Census gems (page 6)
- What didja think it was? (page 8)
- WebCiter from CiteThisforMe (page 8)
- About us, classes, board, contact (page 8)



Whadya think this is?

Whadya think this is? (Answer is on page 8.)

- A. An antique bicycle seat
- B. An antique English riding saddle
- C. An antique tailoring form
- D. A saddle for a children's rocking horse

Archiving photos (*continued*)

(Continued from page 1)

monthly backup of the entire collection. She's fond of carbon copy backup software for backing up to and among external drives.

You might have sufficient storage space on your computer for it to serve as the master storage location, which you then can back up with an external drive and cloud storage. (You think you don't have that many photos to back up? Ha ha ha.)

To determine the best master storage location, she suggests evaluating the overall size of your collection in numbers and average sizes of images.

She also recommends starting with the most current problem — all those digital images we have on electronic devices. She compares this to the process genealogists use to build a pedigree: Start with the most current, then work back. In photospeak, this means starting with our accumulations of digital photos and working back to ones needing scanning.

Although Levenick recommends using photo management software, she does not indicate the major drawbacks of that approach: What if the software eventually is not supported? Will you have to pay for upgrades? Will newer versions be backward-compatible with older versions? Is it cross-platform, in case you change computers? The only drawback she mentions to using photo management software is that you need to learn to use it.


Also, don't make online backup your only backup. One recommendation Levenick makes is particularly solid: "Don't put all of your photos in one place and trust that it will be 'good enough.'"

Online photo-backup and -sharing sites abound, including a new Google Photos option. Check reviews and do a trial run before committing all your

photos to an online site (for example, see this early review: www.time.com/3911952/photo-storage-amazon-apple-dropbox-flickr-google/)

Workflow is a photo-management issue that amateur photographers, such as family historians, might not have considered. If you have numerous photo files to manage, the process will be less haphazard if you develop and refine a system for "capturing, importing, renaming, editing, resizing, tagging, captioning, archiving, backing up, and exporting" the files.

This process may be easier, in the long run, if you use photo management software such as Adobe Lightroom. If you are dealing with a limited number of photo files, you might find that Lightroom is overkill, and using a manual workflow system might be adequate.

Consumer Reports, the watchdog of All Things That Can Go Wrong, recommends two strategies: (1) Transfer files regularly from camera devices to a storage device, and (2) Automate the storage and backup so that computerized tools do the work for you. This includes automated photo backup services such as Picasa, your computer's automated backup procedures, and cloud backup services. 

Resources

Levenick, Denise May (2015). *How to archive family photos: A step-by-step guide to organize and share your photos digitally*. Cincinnati, Ohio: Family Tree Books.

Consumerreports.org (2015). "Safely Store Your Digital Photos - Consumer Reports News."

www.consumerreports.org/cro/news/2014/05/how-to-store-your-digital-photos-safely/index.htm.



Ask The Doctor Books then and now

Q Recently I had occasion to refer to two old published family books about some of my mother's ancestors. I had forgotten what wonderful sources of information these books could be, and I stayed up late reading the books that night. I found so many stories I hadn't known, and I was grateful to those distant relatives who compiled the books in those days long before computers and database software.

I can't help but feel that online trees and even websites with family stories and pictures don't convey family information in as convincing a way. Does anyone still publish family books?

You are correct, many of us have family books that list thousands of relatives and ancestors and recount stories that otherwise have no longevity. They are treasures few of us would ever part with.

One problem with many of these books — and it's a problem with The Doctor's family books — is that they were compiled without any source documentation. Obviously, the authors used sources, and in many cases worked hard to authenticate information, identify photos, and preserve the family legacy. Their source documents may be in old boxes in basements, garages, and attics, if you're lucky. More likely, they've been thrown away, and all that remains is the book itself.

As you point out, all of this was compiled from pedigree charts and family group sheets, not with personal database software.

The Doctor wonders how many guest bedrooms, kitchens, garages, and family rooms were turned into family libraries for such projects. Don't we wish we had photos of those rooms — and even more, don't we wish we had the materials!

People do still create and publish such books. Most personal genealogy database software creates reports that can be included in these books. Books still cost money to publish, as they always have, and even if software helps create the books, they still involve considerable work.

The assistance of database software is not the only advance that can make a book easier to prepare. Publishing options are far broader now. Those vintage family books had to be typeset by a printer, proofread comparing the original with the typeset version, printed, and bound. Then, with boxes of such books, the compilers had to hope that family members and libraries would have sufficient interest to take the books off their hands. Forget making a profit — breaking even was a longshot.


Your personal database software can generate attractive charts to grab attention, pedigree charts, family group records, Ahnentafel numbering, and a Modified Register report, and more. You can polish the contents of the Notes sections for individuals in your database, and be sure to include Notes in the contents your software uses for your publication.

You may have to do some tinkering to make it all work — your software may generate a PDF book with automatic pagination and an index; you may need to fix the pagination in a PDF editing utility (such as Acrobat), and you may need to adjust page numbers in the PDF of the index. It may work to convert part of the PDF into a word processing file.

If you print your book with an online photo- and book-printing service, you can include numerous photos. The text can go on text-only pages or can wrap around the photos. Without a typesetter, you'll be the designer. Use readable fonts and large enough type size, and take it easy with the clip art.

Online book publishers often have design templates that will make your book-creation process simpler. Even so, be sure to proofread and check everything multiple times, and to ask others to do

the same for you. That aspect of publishing hasn't changed: Typos still creep in, and we need to catch them before they go into print. If possible, get a proof from the book publisher. Web-based publishers often won't provide this.

Alternatively, you could turn your kitchen table into a genealogical processing center, buy thousands of blank index cards, and spend the next decade or two of your life putting together a family book. 

Buy this book

Find in a library:

Seller	Price	Seller rating
AbeBooks	No price	No rating
Amazon	No price	No rating

This message indicating no availability is what we often find when searching for vintage published family books.

Calendar wars *Be sure to use the right one*

By Lesly Klippel

While time marches inexorably along, it is measured in vastly different ways by the dozens of calendars in existence.

The current year, 2015 in the Gregorian calendar, is year 6765 in the Assyrian calendar, year 2559 in the Buddhist calendar, year 5775 in the Hebrew calendar, and year 4711 in the Chinese calendar. There is also an Ethiopian calendar, an Iranian calendar, a Japanese calendar, a Korean calendar and so on and on and on.

Also, there are lunar calendars, solar calendars, fiscal calendars, a calendar synchronized to Venus (ancient Egyptian), and calendars based on cycles of different lengths such as the Mayan circular calendar (still in use in Guatemala).

For those of us doing genealogical research, it is vital to understand the calendar used by the subjects of our research in the time and place where they lived. For example, consider the double dating of events occurring between December 1 and March 25 before the year 1752, when England and its colonies converted from the Julian to the Gregorian calendar. A birth date recorded as February 5, 1749/50 indicates 1749 in the Julian or Old Style calendar and 1750 in the Gregorian or New Style calendar.

The French Revolution, which began in 1789, was designed to sweep away all remnants of royalty, privilege, and religion to institute a new social and legal system. A commission was created to direct the work of reform; among other reforms, it created a new system of weights and measures (the metric system), a new legal system, and a new calendar.

After some confusion about the starting date, 22 September 1792 was agreed upon, and it is labeled Year I of the French Republic (*Revolution Française*). The year began on the day of the autumn equinox in Paris, which could be either September 21 or 22. The twelve months are divided into three ten-day weeks with the tenth day replacing Sunday as the day of rest. Each month has either five or six extra days at the end to accommodate the solar year, and they are called complementary days. The calendar contains a leap year every four years.

Each day was divided into ten hours, each of which had 100 minutes, with each minute divided into 100 seconds. This makes each hour more than twice as long as our hour—a boon to busy genealogists who do not have enough time in each day! Clocks displayed this decimal time.

Such confusion! It didn't last long, and the use of decimal time was officially ended on 7 April 1795.

A gardener on the commission (André Thouin) and a poet (Fabre d'Églantine) worked together to

devise the names of the months. The names are truly poetic, with the first month called *Vendémiaire*, or grape harvest. Remember, the year started near the end of September.

The winter months were called *Brumaire* (fog), *Frimaire* (frost), *Nivôse* (snowy), *Pluviôse* (rainy),

and *Ventôse* (windy). Then spring arrives with *Germinial* (germination), *Floréal* (flower), and *Prairial* (pasture). The summer months are *Messidor* (harvest), *Thermidor* (summer heat) and *Fructidor* (fruit). In England, the months were mocked: "Wheezy, Sneezzy, and Freezy; Slippy, Drippy, and Nippy; Showery, Flowery, and Bowery; Hoppy, Croppy, and Poppy."

This innovative calendar was officially abolished on 9 September 1805 due to some important flaws. Astronomers would have to be consulted each year to determine the starting day (the date of the equinox), and workers objected to having only three days of rest in a month instead of four.

Because the calendar was tied to historic days in France, it was not applicable to other countries in Europe and would not be universally adopted. In addition, the Catholic Church refused to use the new calendar and continued to use the Gregorian calendar (named for Pope Gregory) for religious purposes.

Well, you might ask, what does all this have to do with genealogy? If your ancestor was born between 1792 and 1805 in France, in one of its territories, or in an area occupied by French troops, births, mar-

(Continued on page 5)

It is vital to understand the calendar used by the subjects of our research in the time and place where they lived.

Calendar wars (continued)

(Continued from page 4)

riages, and deaths were recorded using the Republican calendar, and a conversion is necessary to know the date according to the Gregorian calendar that we use. Charts are available to help with this conversion, but the easiest way is to use Steve Morse's web site: stevemorse.org.

Click on *Calendar, Maps, etc.* and choose *French Calendar Conversions*. Type the date of the event as it appears in the civil registration record, including the French Republic year, into the calculator, and the Gregorian date will appear.

My husband's grandmother, Emmerence (Emma) Koenig, was born in 1870 in Obermorschwiller, Alsace, France. Although of German extraction and German-speaking, she considered herself to be French, since Alsace belonged to France at the time she was born, although Germany annexed it the next year.

Researching her ancestry required learning to convert the dates from the French Republican calendar to our calendar. Another of my husband's grandparents was born in a section of Germany near the Rhine River that was occupied by French troops during the Napoleonic wars. Civil registration was instituted in that part of Germany, using the new calendar.

If you are researching in an area of Europe occupied by Napoleon's troops, you will have to deal with the conversion of dates.

Even though civil registration was instituted by the French occupiers, the churches continued to record christenings, marriages, and burials, either in the native language or possibly in French. I have even seen a mixture of German, French, and Latin. French troops occupied parts of Italy, and the records there could be a mixture of languages. FamilySearch Wiki has Genealogical Word Lists in many languages freely available to help you learn the terms used in both church records and civil registration.

Use a web search engine to search for *french* (or German, Italian, Latin or whatever) *genealogical word list*, and it will find the desired list in the Wiki.

Key Words

To find and use specific types of French records, you will need to know some key words in French. This section gives key genealogical terms in English and the French words with the same or similar meanings.

For example, in the first column you will find the English word marriage. In the second column you will find French words with meanings such as marry, marriage, wedding, wedlock, unite, legitimate, joined, and other words used in French records to indicate marriage.

English-French
banns=publications bans
baptism=baptême
birth=naissance, né, née
burial=sépulture, enterrement, enterré, inhumé, enseveli, funèbre
Catholic (Roman)=catholique romaine
child=enfant
christening=baptême
civil=registry registres de l'état civil, mairie, maison communale, hôtel de ville
death=décès, mort, expiré, inanimé, défunt
father=père


husband=mari, époux, marié
index=index, tables répertoire
Jewish=juif, juive, israélite, hébreu
marriage=mariage, alliance, unir, épouser
month=mois, mensuel
mother=mère
name, given=prénom, nom de baptême
name, surname=nom, nom de famille
parents=parents, père et mère
parish=paroisse, paroissiaux, paroissiale

Portion of the French genealogy word list from the FamilySearch Wiki.

Civil registration was well received even in occupied territories, is quite complete and accurate, and usually continued after the French troops left.

France is digitizing its civil registration and making it available on the Internet. Most of it is free of charge, but some departments (districts) charge a fee. To know if the records of your department of interest are available, go to: www.francegenweb.org/~archives/archivesgenweb to find a list of digitized departments.

If you know only the name of the village, you need to determine the name of the department. Wikipedia.org has a good map of the *departments of France* (the name of the entry), which could help you determine the department of a village of interest. The digitized civil registration pages are in French. Once you have the correct department web page open in the Google Chrome browser, right-click the page and choose *Translate to English* to make the text on the page understandable. Note that text in embedded digital images is not translated.

When I am working in the digitized Alsace records, I have three screens open: the digitized civil registration page, stevemorse.org for the calendar conversion, and the FamilySearch Wiki's French genealogical word list open to the numbers. I also have my genealogical database open and a word processor to take notes. Such fun! I could spend all day putting the puzzle together, and sometimes I do! 

How I found it

Missing gems in 1900s censuses

By Richard Rands

It isn't often that the opportunity comes to do research on a project that mostly involves twentieth century records.

This is a case where an individual visited the Family History Center and indicated that she could not find her father in any census after 1920. She had already located his Social Security Death Index (SSDI) record stating that he was born in 1913 and died in 1981, and that he appeared in several city directories in Greensboro, North Carolina, in the 1930s, but he was nowhere to be found in the 1930 or 1940 U.S. censuses.

I cannot resist a challenge when it comes to finding records in the censuses, even if it takes my utmost brute force efforts. In this case we were researching a man named Theodore Headen who was apparently orphaned by 1920 and was living with his eight brothers and sisters and an 80-year-old grandmother in Greensboro.

He was listed in the 1920 U.S. Census as a nine-year-old boy, which would have made his birth year 1911, a two-year discrepancy from the birth date on the SSDI record. This is not a significant discrepancy, since other siblings also had age discrepancies in their records. Perhaps without parents in the household, accurate ages were difficult to discern.

The first step I took was to build a city directory timeline starting with the year 1920 in Greensboro, in which I plotted members of the household up through 1940. That process confirmed that the household members had resided at the same address or next door to it for the entire period. They had been at 305 Bennett Street in every city directory from 1920 through 1940 except for 1929. Then one of the sisters had married and resided next door in 309 Bennett in 1938 and 1940.

Theodore appeared in the Greensboro city directory in 1940 as the Rev. Theodore Headen, followed by an entry in the 1944 Palo Alto, California, city directory as the Rev. Theo Headen.

Furthermore, my friend had turned up a couple of newspaper articles mentioning the Rev. Theo Headen performing services for African Methodist Episcopal (AME) churches here in the San Francisco Bay Area.

With city directories confirming that Theodore

had been living in North Carolina until at least 1940, it should have been a simple matter of pinpointing him in the 1930 and 1940 censuses. I even had an address that should work for both cases.

Normally I would turn to Steve Morse's One-Step web pages to figure out which enumeration districts to look in, but the One-Step pages were offline. Steve informed me that it would be two weeks before he would be free to put his site back online. (This is a good example of how tenuous it is to depend heavily on the Internet for everything we do.)

Not willing to wait that long, I set out to identify the enumeration district (ED) using the old manual method. First I went to a modern map of Greensboro to see where 305 Bennett Street might be today. Google Maps pointed to a corner of Bennett and East Washington, which suggested that that precise address no longer exists but that it would have been close to that spot. Across from that spot is the site of Bennett College. When I scanned the list of 1940 census enumeration districts for Greensboro, one of them, ED 41-27, included Bennett College.

41-27 GILMER TOWNSHIP, GREENSBORO CITY (AREA B - PART), BENNETT COLLEGE FOR WOMEN (COLORED), ST. MARY'S CONVENT (SISTERS OF CHARITY ST. VINCENT DE PAUL).

Description of ED 41-27 in Greensboro, NC, for the 1940 U.S. Census

The district consisted of 38 pages. I quickly found the address 305 Bennett on page 5.

1	2	3	4	5	6	7	8	9	10	11	12	13	14	15
1	305	W. R.	4/16/11	Head, Robert	Head	0	Mar	29	M	W				
2				Head, Mary	Wife	1	Mar	35	W	W				
3				Head, Mary	Daughter	2	Mar	18	F	W				
4				Head, Robert Jr.	Son	3	Mar	15	M	W				
5				Head, Gertrude	Daughter	4	Mar	13	F	W				
6				Head, Marshall	Son	5	Mar	9	M	W				
7				Head, Douglas	Son	6	Mar	6	M	W				
8	305	W. R.	2/1/11	Head, Wolf Leonard	Head	0	Mar	27	M	W				
9				Head, Cora	Wife	1	Mar	28	W	W				
10				Head, Edna	Daughter	11	Mar	21	F	W				

1940 U.S. Census for Greensboro, NC, ED 41-27, page 5

(Continued on page 7)

How I found it *(continued)*

(Continued from page 6)

The residents of house number 305 were listed as Leonard Wolf and his wife, Cora. At the time I discovered this entry I didn't realize that the wife of Robert Harris in 309 Bennett, just above this entry, was Jessie, one of Theodore's sisters.

In a case such as this, it is always wise to check the end of the pages of the enumeration district for addendums to the enumeration for those individuals who were unavailable when the enumeration was done.

Sure enough on page 37 was an additional household residing at 305 Bennett, with Herbert and Katherine Reese. So even though the 1939 city directory listed Theodore and one of his brothers residing at 305 Bennett, by the time the enumeration took place in 1940 they were no longer there.

Theodore was already a minister of his church, so he likely would have been residing where he was hired. But it wasn't anywhere in Greensboro.

Moving on to the 1930 U.S. Census, I found that the descriptions of the enumeration districts for 1930 did not mention Bennett College – only the street boundaries. So I printed out a copy of a current Greensboro map surrounding the area of 305 Bennett and began to look for current streets that correspond to the streets mentioned in the district descriptions.

I was able to pinpoint the streets around the area surrounding Bennett Street and drew the boundaries

305 500 570	Haden William	Head	0
	Harris Robert L.	Bro Law	
	Jessie	Sister	H
	Mary E.	Niece	
	Sauhita	Niece	
	Robert Jr	Nephew	

Page 52 of the 1930 census for Greensboro, enumeration district 15

on my working map. This process narrowed my search to districts 15 and 17, but the boundary between the two, Lee Street, no longer exists.

However, running virtually right across the middle of the two districts on the modern map is East Gate City Blvd, likely a dividing line between districts and possibly what used to be Lee Street. The site of 305 Bennett Street would have been squarely in the middle of district 15.

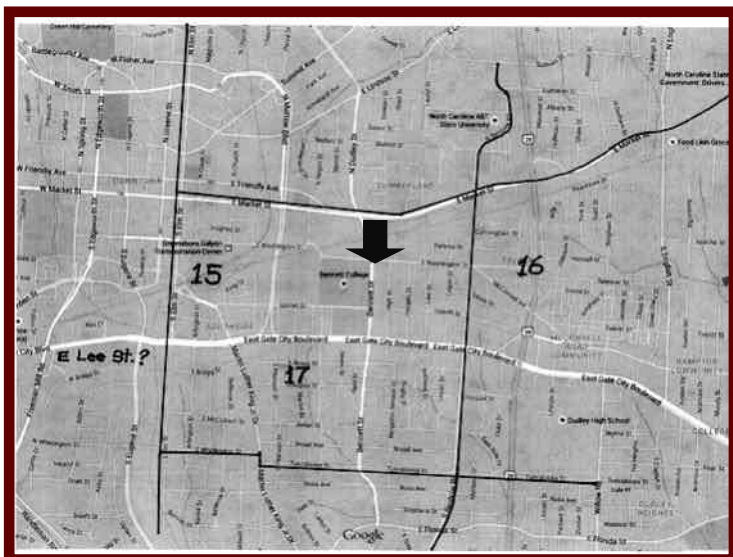
To my dismay, district 15 contained 93 pages, and it wasn't until page 52 that I found the entry for 305 Bennett:

All I can say is that the enumerator certainly used an oddly circuitous route to get to Bennett Street. There I discovered why my efforts to locate the Headen household had been fruitless: The oldest brother, who was the head of the household, was listed as William *Haden*, a spelling variation that had escaped me. Jesse, his sister, by that time was married to Robert Harris.

Theodore wasn't listed, but according to the entries in the city directory, he may have been living on the campus of whatever college he was attending.


At least we know that the Headen household was there in 1930, and we have some possible reasons for why Theodore was not listed in the two censuses.

As I have worked further on this project, I can readily say that there is much more to how I found it.



The 1930 census enumeration districts plotted on a modern map of Greensboro. Arrow marks Bennett Street.

What didja think it was? Were ya right?

(Answer to question on page 2:) **B.** An antique English riding saddle. According to website State Line Tack.com, “English riding is elegant and graceful. It is a seamless blend of posture, cadence, and communication, and all this is possible due to English tack. English saddles, bridles, and stirrups allow for better communication between horse and rider as well as unrestrained ease of movement while riding.” Okay. 

A nifty web source documentation tool

The more that personal genealogy database software tries to facilitate documenting sources, the worse the process sometimes gets.

Along comes a nifty extension to the Chrome browser that makes citing web pages simple. The website where you can download the Web Citer extension, Citethisforme.com, helps you create bibliographic entries in standard formats. The website provides

Upcoming meetings

The Silicon Valley Computer Genealogy Group **meets monthly except December**, on the second Saturday of the month from 9 to 11 A.M. at the meetinghouse of The Church of Jesus Christ of Latter-day Saints, 875 Quince Ave., Santa Clara, California (see map at right). SVCGG is not affiliated with any church or other organization.

13 June 2015, 9–11 A.M.

- Finding a missing ancestor
- Archiving photos, part 1*
- Using Ancestral Quest
- Reunion 11 for the Mac
- Getting started in genealogy

11 July 2015, 9–11 A.M.

- Genealogical transcribing
- Archiving photos, part 2*
- Using Ancestral Quest
- Reunion 11 overview
- Getting started in genealogy

*See Resources, page 2 

samples from four popular style guides (APA, Harvard, AMA, and Chicago).

To download the automatic Web Citer source generator for identifying web pages, you'll need to install or use the Google Chrome browser (download: www.google.com/chrome/browser/desktop/index.html). Then at the Citethisforme.com home page, click somewhere on the screen to trigger a blue banner just below the URL line. Click on *Get it now for free!* Follow the instructions.

At the Consumer Reports web page listed at the end of the article on pages 1-2 of this issue, Web Citer generated this, in accordance with *The Chicago Manual of Style*:

Consumerreports.org,. 2015. “Safely Store Your Digital Photos—Consumer Reports News.” Accessed June 9 2015. <http://www.consumerreports.org/cro/news/2014/05/how-to-store-your-digital-photos-safely/index.htm>. 

About the Silicon Valley Computer Genealogy Group

SVCGG, the former Silicon Valley PAF Users Group, is a nonprofit group of more than 500 genealogy users. We are based in Silicon Valley in the Bay Area of northern California; members live all over the world.

SVCGG offers classes, seminars, and publications to help family his-

PastFinder

First place, Major Society Newsletter, 2013-14

First place, Local Society Newsletter, 2012

National Genealogical Society

Website: www.svcgg.org

Email: siliconvalleygroup@earthlink.net

Postal mail: P.O. Box 23670, San Jose, CA 95153-3670

Officers and staff

Richard Rands	President rrands@earthlink.net 650-969-6567
Janet Brigham	Vice-president Newsletter editor jzbrands@earthlink.net
Wanda Levy	Secretary
Carleen Foster	Treasurer
Lesly Klippel	Membership director leslyklippel@gmail.com
Brian Smith	Program chair bsmith4gen@yahoo.com
Pat Burrow	Board member at large
Martha Wallace	Board member at large
Bill Weller	Webmaster
Pamela Erickson	Assistant editor
Betsy Shafer	Assistant editor
Allin Kingsbury	Editor emeritus/ past president

Copyright ©2015 Silicon Valley Computer Genealogy Group. All rights reserved. No articles herein may be reproduced for profit or commercial purposes without the express written consent of the Silicon Valley Computer Genealogy Group. Individuals and groups may reprint articles but must request permission and cite the original publication information.



Meeting site has ample free off-street parking, with a wheelchair-accessible entrance at the front.

torians improve their skills in using technology for genealogy research.

PastFinder is published monthly except December. It is distributed at meetings to members and mailed to others after the meetings. Members can receive the newsletter digitally by emailed link. 