

# Research Plans & Reunion

Pamela Brigham  
14 Nov 2015  
pambca@comcast.net

## What are we covering?

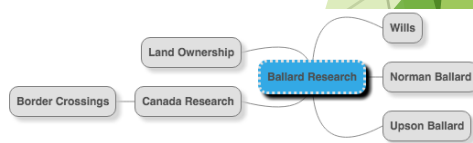
- ▶ Why a research plan?
- ▶ Mindmapping
- ▶ Creating the plan
- ▶ Transferring the mind map
- ▶ Using the research plan in Reunion

## Why a research plan?

- ▶ Searching vs. Researching
- ▶ Tracking results
- ▶ No duplication of work
- ▶ Creates focus for your work
- ▶ Helps define an exhaustive search
- ▶ Helps with genealogical proof standard (GPS)

## Why Mind mapping

- ▶ Brainstorming
- ▶ Generating ideas for where to look
- ▶ Easy visualization
- ▶ Sparks other ideas
- ▶ Easy way to jot down all ideas
- ▶ Online options
- ▶ Offline options
- ▶ Free options



## Generating the plan

- ▶ What question to ask?
  - ▶ Broad questions
  - ▶ **Specific questions**
- ▶ What is known
- ▶ Where to look for information
  - ▶ Online/Offline
  - ▶ Local/Remote
  - ▶ Detailed plan

Who were his parents?

What's his birthdate?

Where was he born?

What were JU Ballards parents' names?

## Define where to look for information - Online

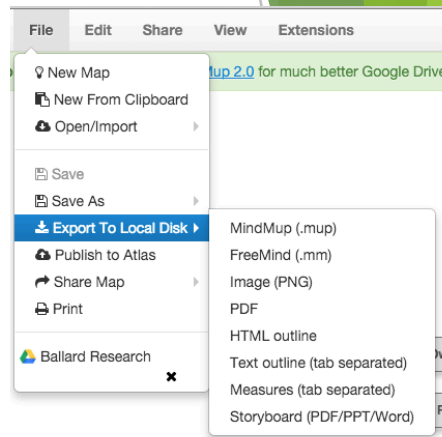
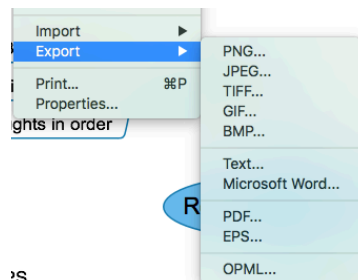
- ▶ Ancestry
- ▶ FamilySearch
- ▶ My Heritage
- ▶ Find My Past
- ▶ Fold3
- ▶ Define what sites you need to visit based on question - grave websites? County websites? Land websites?
- ▶ Document your sources!

## Define where to look for more information

- ▶ Local resources/repositories
  - ▶ Hours/Access
  - ▶ Camera/Scanning capabilities
  - ▶ Document your sources!
- ▶ Remote resources
  - ▶ E-mailing/Website
  - ▶ Writing/Calling
  - ▶ Patience & waiting for a response

## Transferring the Mindmap

- ▶ Exporting options
  - ▶ Check the program - what files can you export to?
  - ▶ BMP, GIF, HTML, JPEG, PDF, PNG, TIFF
  - ▶ Text, Word, PPT
  - ▶ Excel, MS Project



## Using it in Reunion

- ▶ Adding it to logs
  - ▶ Use when exporting the research plan to text
  - ▶ Generate a plan per question
  - ▶ Copy & paste into Reunion
  - ▶ Use a Calendar program to setup reminders
    - ▶ Follow-up on research requests
    - ▶ Gmail, iCal, Outlook
  - ▶ Document who you contacted and when
  - ▶ Document when to follow-up
  - ▶ Document your sources!

## Using it in Reunion

- ▶ Adding it to notes
  - ▶ Notes are on a per person or per family basis
  - ▶ Add completed research to each person
  - ▶ Make sure to document sources!
  - ▶ Document what was found and transcribe as needed
  - ▶ Once plan is complete - review added information, did it answer the question?

## More Info

- ▶ Mindmaps Online
  - ▶ Mindmup - <http://www.mindmup.com>
  - ▶ Popplet - <http://www.popplet.com>
- ▶ Mindmap software
  - ▶ AppStore - iMindMap
  - ▶ Novamind
- ▶ Books
  - ▶ Tony Buzan - Mindmapping